

▼ Shown from left to right: ZG6440MX-BCFH, ZG5420MX-B



## Z Tough. Dependable. Innovative. CLASS



### User Adjustable Relief Valve

All VM-Series directional valves have a user adjustable relief valve to allow the operator to easily set the optimum working pressure.



### High Pressure Hoses

Enerpac offers a complete line of high-quality hydraulic hoses. To ensure the integrity of your system, specify only genuine Enerpac hydraulic hoses.

Page: 114

- Features **Z-Class** high efficiency pump design, higher oil flow and bypass pressure
- Two-speed operation reduces cycle time for improved productivity
- Full sight oil level glass on all reservoirs allow quick and easy oil level monitoring
- Sturdy wheeled cart for ZG6 allows transport over uneven terrain and features collapsible handles for easy storage
- Dual forced air heat exchangers on ZG6 stabilizes hydraulic oil temperature
- ZG5 is available in two 4-cycle engine sizes: 7.1 ft.lbs Honda and 8.5 ft.lbs Briggs & Stratton
- ZG6 has Briggs & Stratton 17 ft.lbs engine with electric start, pressurized oil and 16-amp charge output for accessories



### Other Options Available

The ZG5/ZG6 pumps are available in a wide range of configurations and options. Contact Enerpac for further information.

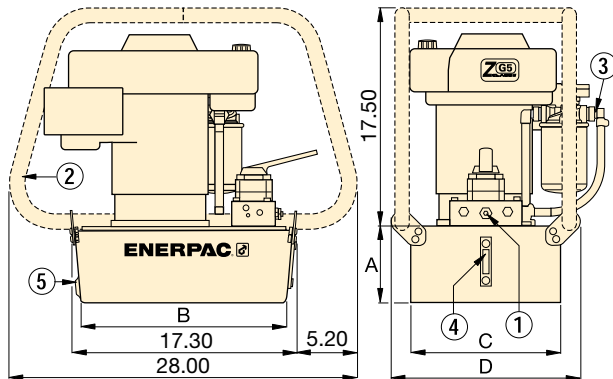
### ▼ SELECTION CHART

Used with Cylinder	Usable Oil Capacity	Valve Model Number	Valve Function	Model Number	Motor Manufacturer*	Motor Size	Weight
	(gal)					(Ft.lbs)	(lbs)
Single-Acting	2.5	VM33	Advance/ Hold/ Retract	ZG5310MX-R	Honda	7.1	113.6
	5.0			ZG5320MX-R			140.9
Double-Acting	2.5	VM43		ZG5410MX-R			113.6
	5.0			ZG5420MX-R			141.0
Single-Acting	2.5	VM33		ZG5310MX-BR	Briggs & Stratton	8.5	111.0
	5.0			ZG5320MX-BR			138.3
Double-Acting	2.5	VM43		ZG5410MX-BR			111.1
	5.0			ZG5420MX-BR			138.4
	10.0	VM43	ZG6440MX-BCFH	17.0			334.0

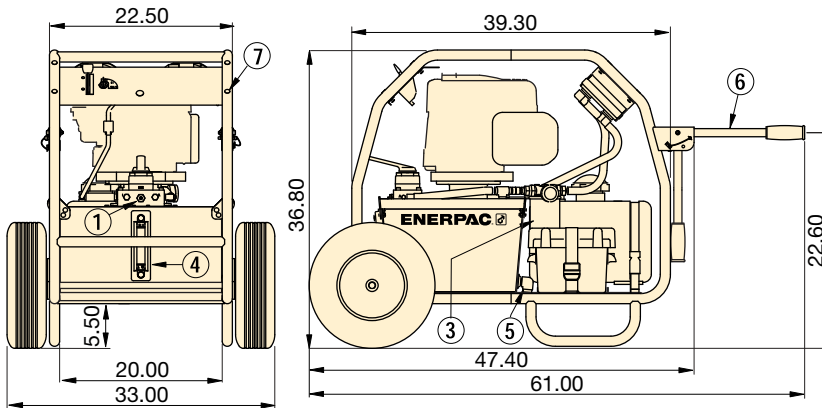
\*To order Briggs & Stratton motor, place a "B" suffix in the model number.

# Gasoline Hydraulic Pumps

## ZG5



## ZG6



- ① User adjustable relief valve on all manual valves. 3/8" NPTF on A and B ports; 1/4" NPTF on auxiliary ports.
- ② Roll Bar (optional)
- ③ Return Line Filter (optional on ZG5, Standard on ZG6)
- ④ Oil Level Gauge
- ⑤ Oil Drain
- ⑥ Collapsible handles (ZG6 only)
- ⑦ Cart (standard on ZG6 only)

## ZG5/ ZG6 Series



Reservoir Capacity:

**2.5-10 gal.**

Flow at Rated Pressure:

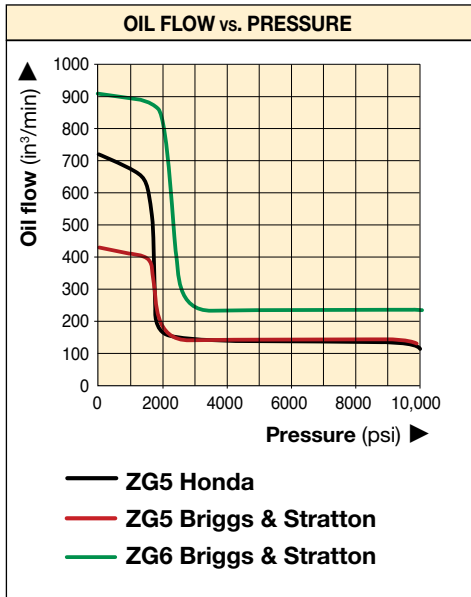
**100-200 in<sup>3</sup>/min.**

Engine Size:

**7.1, 8.5 and 17.0 Ft.lbs**

Maximum Operating Pressure:

**10,000 psi**



Motor Size		Output Flow Rate				Relief Valve Adjustment Range	Sound Level
(Ft.lbs)	RPM	100 psi	700 psi	5,000 psi	10,000 psi		
(in <sup>3</sup> /min)						1000 - 10,000	(dBA)
7.1	2500	700	650	110	100		
8.5	3600	400	380	110	100		
17.0	3600	900	885	225	200		91 - 95

ZG5 Dimensions (in)				
Reservoir Size	A	B	C	D
(gal)				
2.5	6.1	16.5	12.0	15.1
5.0	7.1	16.3	16.6	19.7
10.0	10.6	15.7	19.9	22.7