

# CRAFTSMANSHIP

## Product Description

- Made in USA
- Thick pressure-injected insulated walls for maximum ice retention
- Three heavy duty rubber latches with cantilever hinge system
- Rubber gasket for sure tight seal
- Locking lid with integrated ruler
- Dual drain plugs provide added convenience
- Full-length durable self-stopping hinges
- Open grab rails provide easy carrying, tie down or for securing cooler
- Custom accessories include lid graphics and more
- Oversized anti-skid rubber feet
- Capacity is true to size



Two heavy duty rubber latches with cantilever hinge system

### Size Matters

external: 46.75" x 23.75" x 19.5"

internal: 38.75" x 18.75" x 13"

weight: 58 lbs



Integrated ruler for measuring stuff



OFFERED IN WHITE AND SAND COLORS



- ROTO-MOLDED CONSTRUCTION
- TRUE TO CAPACITY
- DOUBLE LOCKING LID
- BUILT IN RULER
- BEEFY RUBBER GASKET
- DUAL DRAIN PLUGS
- MADE IN USA
- OPEN HAND RAILS



**TOUGH *as* NAILS**



**BISONCOOLERS.COM**



**MADE IN THE USA**



**WILL KEEP ICE FOR 5 DAYS**

If you're searching for the best heavy duty marine coolers and camping coolers at the lowest prices, then these professional grade coolers are a perfect fit—and they're hundreds of dollars less than comparable ice chests! We're so confident these are the best ice chests on the market, we support our products with a 5 year warranty. Bison Coolers' heavy duty coolers are essential for anyone looking for an ice chest that lasts for years. Invest in a Bison Cooler that will stand the wear and tear and last you year after year. They also make the perfect gift for any outdoor enthusiast. Don't head out for your next camping, hunting, fishing, boating or tailgating trip without the best cooler on the market.



25 QT



50 QT



75 QT



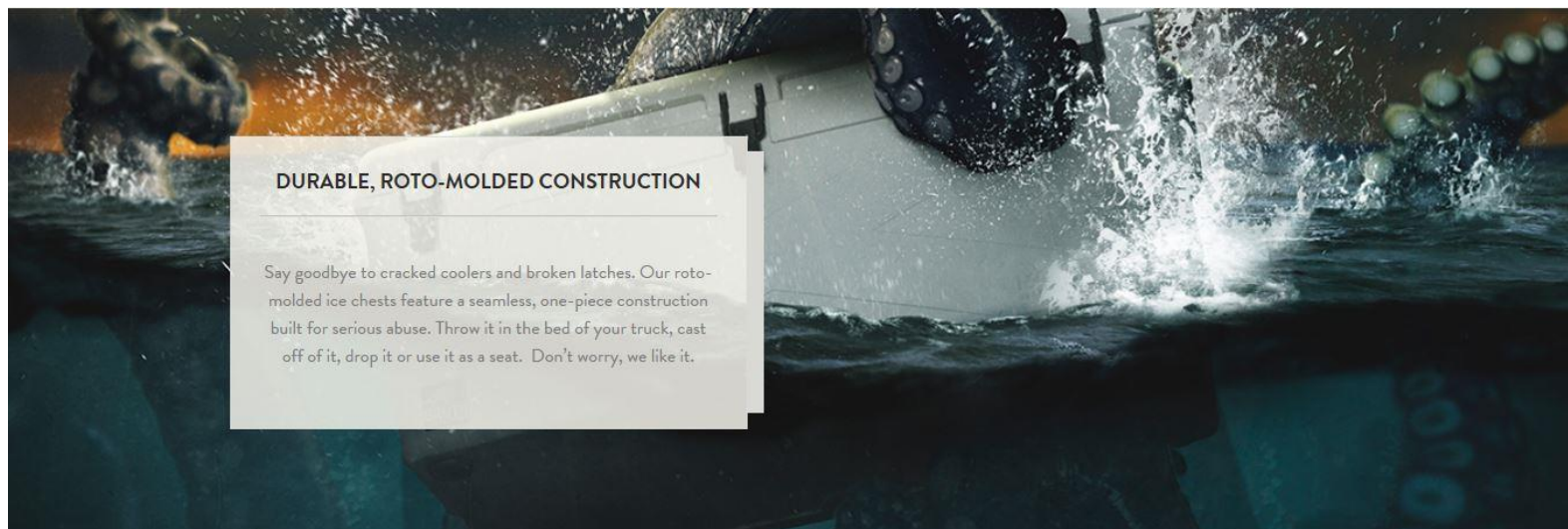
100 QT

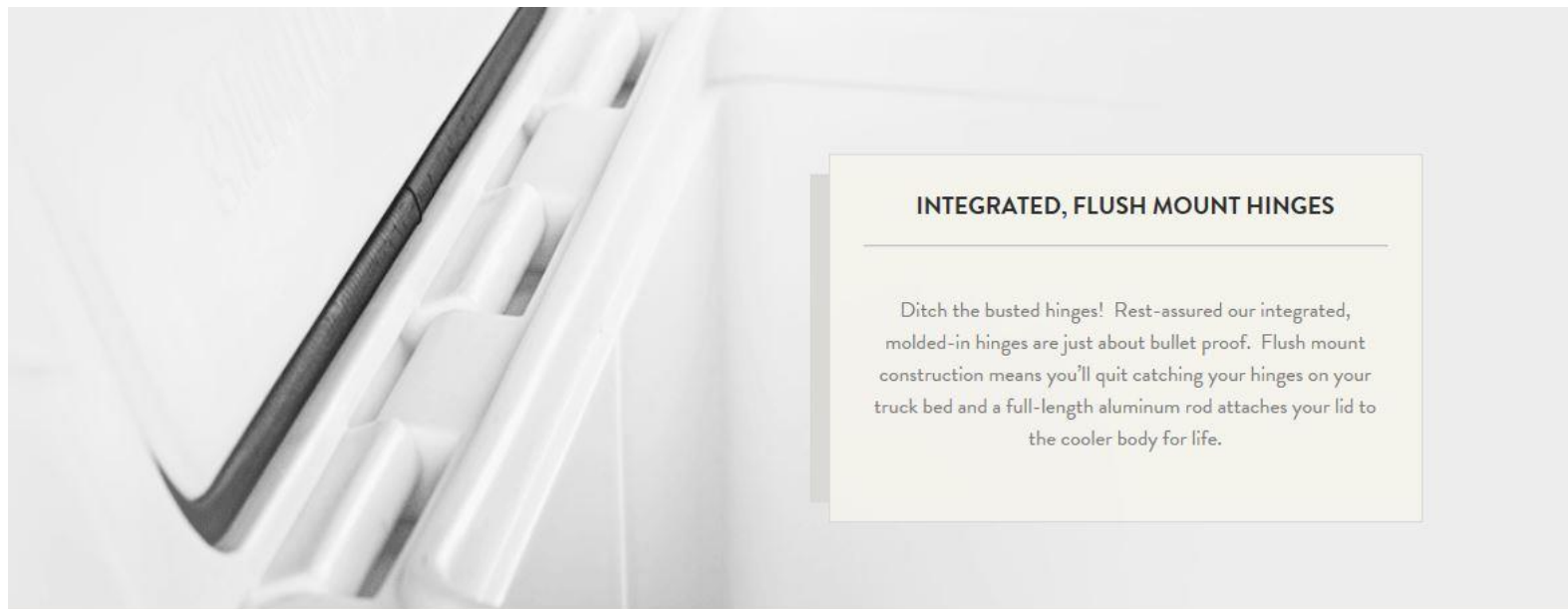


150 QT

#### **DURABLE, ROTO-MOLDED CONSTRUCTION**

Say goodbye to cracked coolers and broken latches. Our roto-molded ice chests feature a seamless, one-piece construction built for serious abuse. Throw it in the bed of your truck, cast off of it, drop it or use it as a seat. Don't worry, we like it.





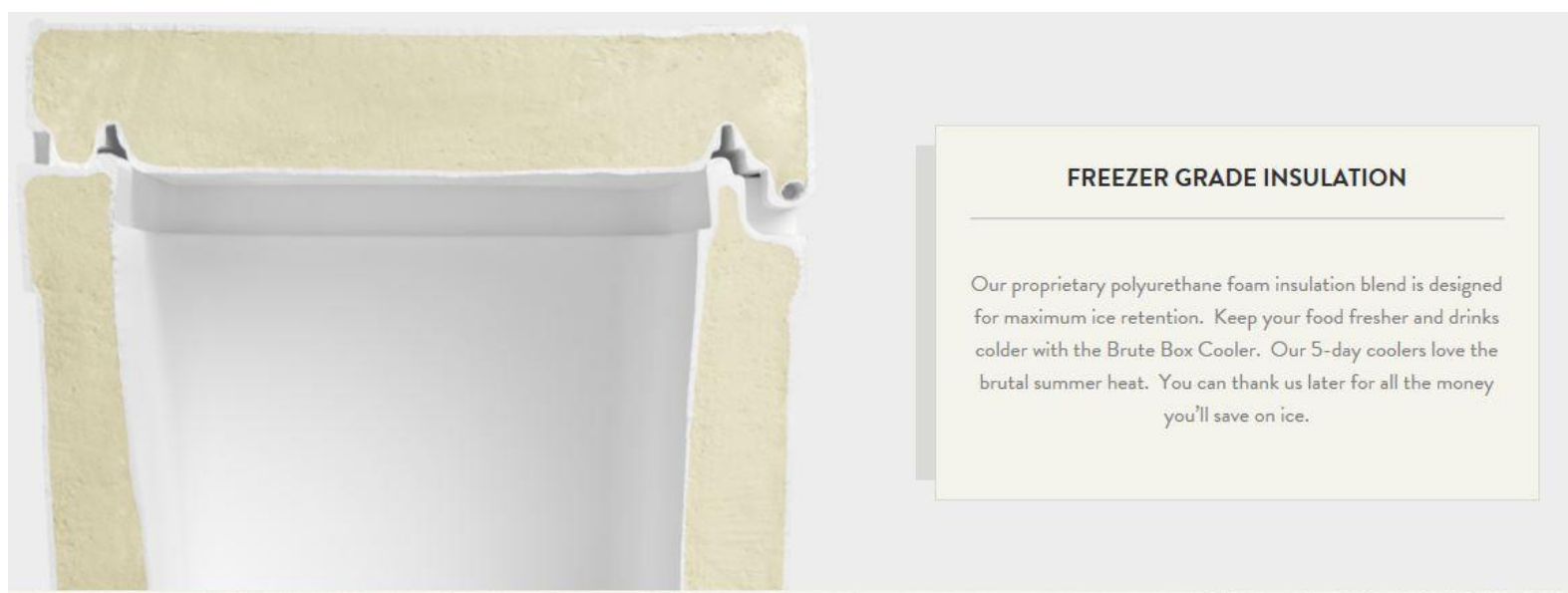
### INTEGRATED, FLUSH MOUNT HINGES

Ditch the busted hinges! Rest-assured our integrated, molded-in hinges are just about bullet proof. Flush mount construction means you'll quit catching your hinges on your truck bed and a full-length aluminum rod attaches your lid to the cooler body for life.



### HEAVY DUTY, CANTILEVER LATCH DESIGN

Easy to open. Hard to break. Our unique cantilever latch design lets the cooler do the hard work compressing the lid for an air tight seal. With a tested breaking point of over 170 pounds of force, these heavy duty latches are here for the long haul.



### FREEZER GRADE INSULATION

Our proprietary polyurethane foam insulation blend is designed for maximum ice retention. Keep your food fresher and drinks colder with the Brute Box Cooler. Our 5-day coolers love the brutal summer heat. You can thank us later for all the money you'll save on ice.